

ACCC Regulatory Conference 2006

Benchmarking Australian Performance in Telecommunications with specific reference to Broadband

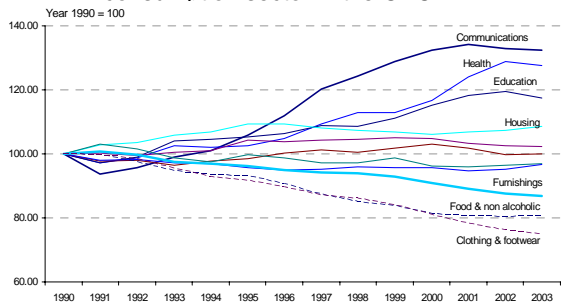
Dimitri Ypsilanti

OECD

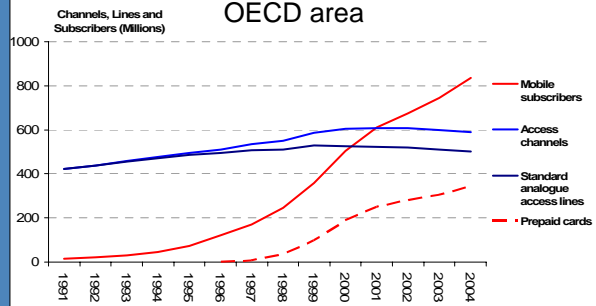
www.oecd.org/sti/telecom



Household expenditures Communications is the fastest-growing consumption sector in the OECD

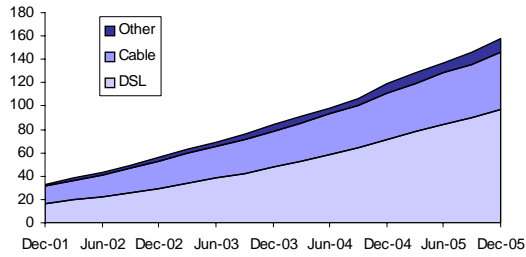


Evolution of Communication access in the OECD area



Broadband growth

Total broadband subscribers, OECD, millions



OECD 19 OCDE

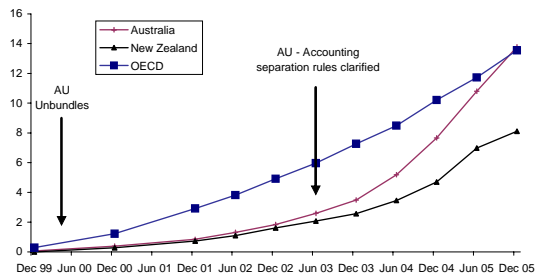
OECD Broadband Rankings: 2005

- 158 million broadband subscribers in the OECD equal to 13.6 subscribers per 100 inhabitants
- Iceland leads the OECD with a penetration rate of 26.7
- Korea has moved to the next stage of development with users dropping their DSL lines in favour of fibre
- Japan leads the OECD in fibre-to-the-premises with 4.6 million FTTH subscribers
- Fibre subscribers alone in Japan outnumber **total** broadband subscribers in 21 of the 30 OECD countries
- Australia: 13.8 Broadband subscribers per 100 inhabitants

OECD 31 OCDE

Broadband penetration growth 1999 - 2005

Broadband penetration, historical, per 100 inhabitants



OECD 12 OCDE

THANK YOU

www.oecd.org/sti/telecom